



Technical features



Range
Up to 7 m



Airflow / Length
3900 - 10400 m³/h
1 m to 3 m



Fans
Centrifugal
5-speed



Chamber temperature
>0°C [*]



Protection grade
Air curtain IP20
Fans IP54



Control
Plug&Play manual regulator
+ IR remote control
(Optional Clever Control)

RAL 9016
standard



Stainless
steel



Aqua Aero coating
on request



Other colors
on request



Casing
Galvanised steel /
Stainless Steel



Grille type
Circular perforated



Outlet vanes
Aluminium, airfoil type
Adjustable 0-15° each side

[*] From 0°C to -25°C only in certain conditions.

KOOL BB air curtain is specially designed for being mounted on large cold store doors. With a compact timeless design, ensures a low turbulence and high velocity air jet, thus efficiently separating spaces with high temperature differences. Large faceted inlet grille avoiding intensive maintenance.

This air curtain model works with latest generation double-inlet centrifugal EC fans driven by an external rotor motor and low noise level, with very low consumption efficiency fans.

Includes Plug&Play control with 7m RJ45 cable and infrared remote control. Optionally can be regulated with Advanced Clever Control (programmable, automatic, intelligent, compatible with Modbus RTU for BMS).

❄ UNHEATED

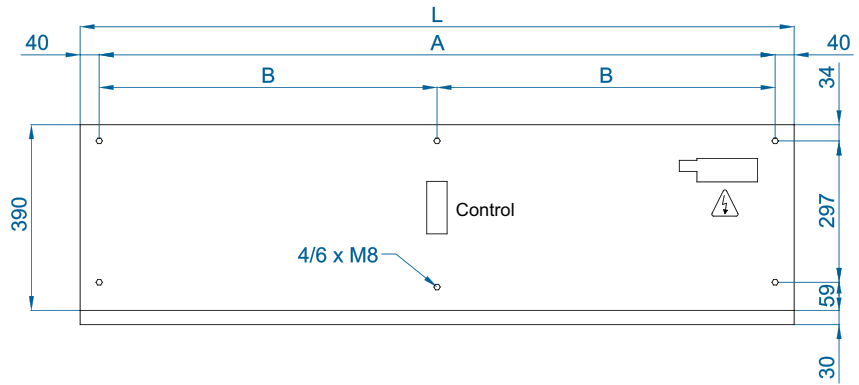
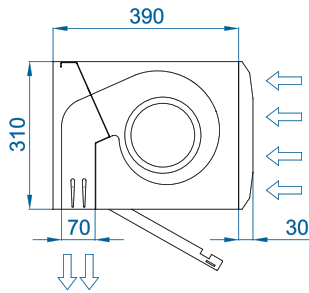
Model	Airflow 230V 50/60Hz m ³ /h	Ventilation power 230V 50/60Hz kW	Ventilation current 230V 50/60Hz A	Noise Level (5m) dB(A)	Weight kg
KBB 1000 A	3900	0,213	4,08	67	38
KBB 1500 A	5200	0,284	5,44	67,5	62
KBB 2000 A	7800	0,426	8,16	68	77
KBB 2500 A	9100	0,497	9,52	68,5	93
KBB 3000 A	10400	0,568	10,88	69	106



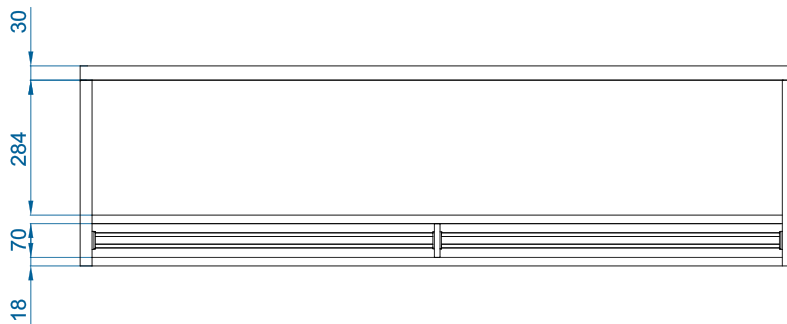
Selection program



Dimensions



L	A	B
1000	920	-
1500	1420	710
2000	1920	960
2500	2420	1210
3000	2920	1460



Optional accessories

Supports and installation




Wall rail support
SPWR




Silentblock support
SLB



Suspension cables
SPCT



Omega wall support



Foot support
SPF-KOOL BB
(Galv. / SS)



Joining kit
SPJ-KOOL BB
(Galv. / SS)

Control



IR Control
✓ Included



Basic Control CA-5AW-IR
✓ Included



Hand-Auto
CH-5AW-NE



Clever Control Kit



Interface kit
IN-NE-II



RJ45 Cable
✓ Included

Sensors



Mechanical door contact
MEC-DC



External Temperature
Sensor (Clever Control)

CAD drawings, BIM files, installation manuals and other documentation

