



Basic Fan Heater

Versatile and robust wall-mounted unit ideal for large industrial or commercial spaces.

Technical features

Compact and functional fan heater designed for heating large spaces such as industrial buildings, factories, warehouses, workshops or venues

Galvanised sheet steel frame, with epoxy-polyester RAL 9016 structural finish as standard. Other colours or customisation (logos and vinyls) available on request.

Directional diffuser by means of steel slats adjustable from 0 to 70°.

Wall or ceiling mounting with accessories.

Axial fans with 2 ventilation levels (depending on model) with high efficiency and low noise level, with external rotor motor, single-phase 230V/50Hz and, optionally, three-phase model 400V/50Hz.

Water coil with 2 or 3 row 2x½" male connectors (P86/P64) allowing different working ranges 80/60 and 60/40 as standard. Other working ranges can be calculated on request.

Different control options to fulfill any customer request: 5 ventilation speed, manual or automatic functioning, remote control, with telephone cable and fast connectors (Plug and Play), interface to connect to BMS, etc.



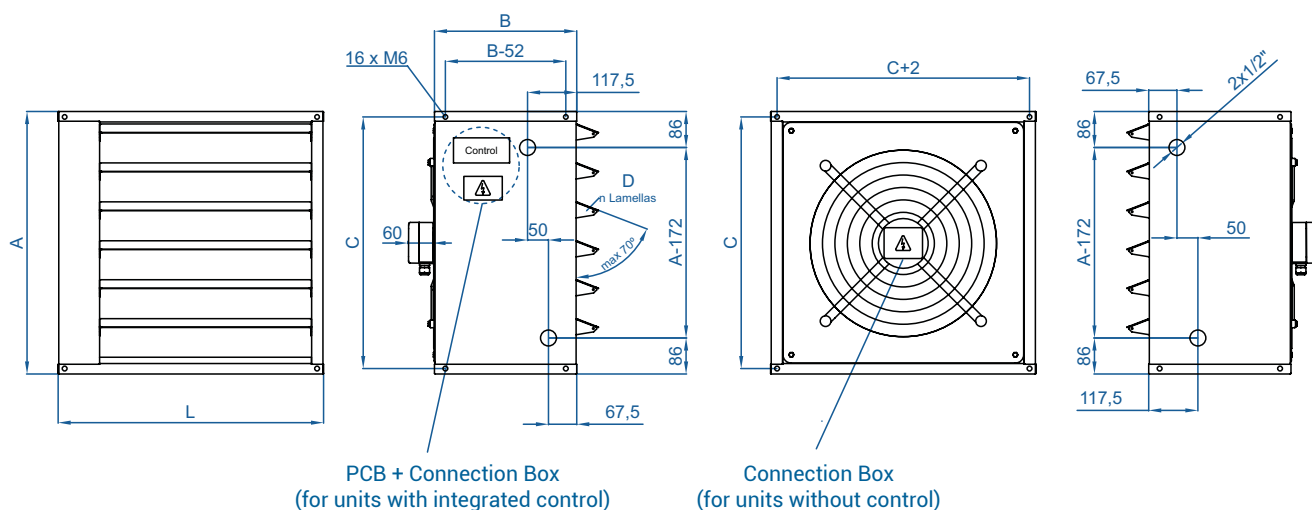


Unit	Airflow (m ³ /h)	Air range (m)	Heating power (kW)(*)	Fan power (230V)(W)	Fan intensity (230V)(A)	Weight (Kg)	Noise level (at 5m)(dBA)(**)
BAS 350 P86	2500	8,5	14,01	150	0,71	25	45 / 58
BAS 350 P64	2300	8,5	11,13	150	0,71	25	45 / 58
BAS 450 P86	4500	12	24,38	340	1,48	28	46 / 59
BAS 450 P64	3700	12	17,46	340	1,48	28	46 / 59
BAS EC 350 P86	2800	8,5	14,47	170	0,83	25,5	46 / 59
BAS EC 350 P64	2600	8,5	12,01	170	0,83	25,5	46 / 59
BAS EC 450 P86	4750	12	24,34	440	2,08	28,5	47 / 60
BAS EC 450 P64	4000	12	18,34	440	2,08	28,5	47 / 60

(*) Calculation made with 15°C in the air inlet and 80-60°C / 60-40°C in the fluid temperature.

(**) Noise level corresponding to: 50% / 100% of air flow rate.

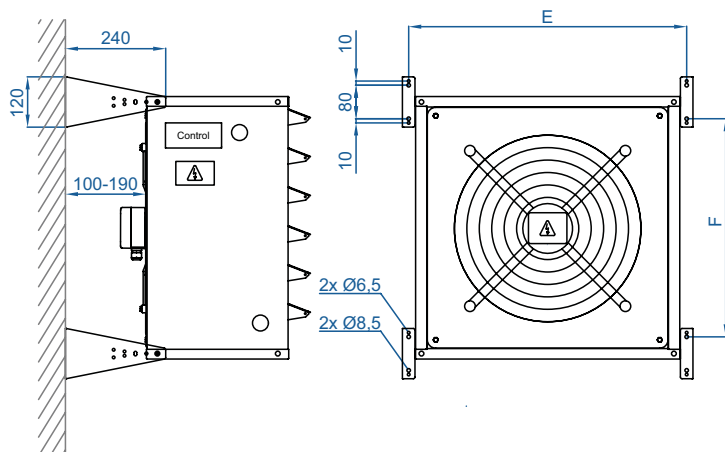
Dimensions



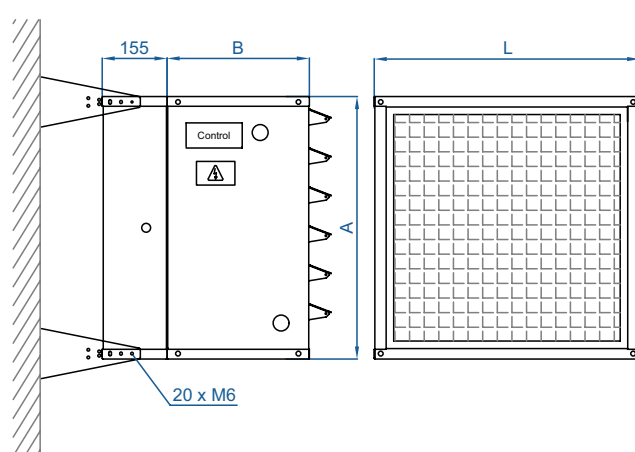
	L	A	B	C	D (N° Lamellas)	E	F
Basic Fan Heater 350	544	537	330	511	5	518	431
Basic Fan Heater 450	634	627	340	601	6	611	521

Accessories

Filter housing



Wall support installation



Control

This model of fan heater can operate without control or with integrated basic control. Optionally can be managed by Clever Advanced Control.



*Basic Fan Heater
without control*



*Basic Fan Heater
with integrated basic control*



Standard
5 speeds
control
CW-5AW-IR



Advanced
Clever control
(optional)

Accessories

Support

The wall mounting bracket can be supplied with multiple tilt positions.



0 degrees of tilt



5 degrees of tilt



10 degrees of tilt

Filter

Filters can be added, depending on the requirements, with the filters case tailor-made for each model.

