




Characteristics

For industry and commerce, it has a system of air and surface purification and disinfection by photocatalysis and OH-. Dam air curtain combines Kleenfan and OH technologies that through the effect of photocatalysis and the generation of hydroxyl radicals eliminate viruses, bacteria, odours and contaminating gases, improving the quality of the air.



- Combines a double patented purification technology through the generation of hydroxyl radicals OH· and the effect of photocatalysis.
- Innovative OH active technology with efficient production of hydroxyl radicals, complies with the exposure limits against chemical agents adopted by the National Institute of Safety and Health (INSS), which purifies both air and surfaces through a chain reaction. Through Advanced Oxidation Processes (AOP) inactivates up to 99.9% of pathogenic microorganisms (viruses and bacteria), improves air quality (reducing volatile organic compounds and suspended particles) and eliminates odours.
- Includes one purificant cartridge with hydrogen peroxide solution to generate hydroxyl radicals.
- Kleenfan technology with photocatalytic purificant action fans. UV-A rays, from the long-life led, act on the titanium dioxide of the turbine generation Reactive Oxygen Species (ROS) than, through oxidation /reduction reactions, inactivate wide range of pathogenic microorganisms (viruses and bacteria). It mineralizes most of the pollutants present in urban areas produced by vehicles and industry (NOx, SOx, COx, formaldehydes, VOCs, etc.).
- Includes Advanced Clever Control with purification program operation 24h/day, 4 levels of air quality indicator and replacement alarm of hydrogen peroxide purificant cartridge (around 3 months duration, depending on conditions). Plug&Play, programmable, Intelligent, automatic, energy saving mode, Modbus RTU by PLC...
- Self-supporting casing construction made of galvanized steel plate, finished in structural epoxy-polyester painting white colour RAL9016 as standard. Other colours or stainless steel are available on request.
- Front panel with option to customize and the possibility of including personalized logos, signs, graphic designs, images, etc.
- The inlet areas are located behind the front panel. They do not need maintenance.
- Anodized aluminium outlet vanes, airfoil shaped, adjustable from 0 to 15° each side.
- EC Double-inlet centrifugal fans driven by an external rotor motor and low noise level, with very low consumption efficiency fans.
- "P" type with water heated coil. "E" type with electrical shielded elements, three stages with integrated regulation. "A" type without heating, air only. Optional expansion DX coil.

Specifications

50Hz

Model	Unheated	
	Nominal Airflow (m³/h)	Recommended Installation Range (m)
DAM ECM 1000 A OH+FC	1840	2,5-3,8
DAM ECM 1500 A OH+FC	2760	2,5-3,8
DAM ECM 2000 A OH+FC	3680	2,5-3,8
DAM ECM 2500 A OH+FC	4600	2,5-3,8
DAM ECM 3000 A OH+FC	5520	2,5-3,8
DAM ECG 1000 A OH+FC	2700	3-4,2
DAM ECG 1500 A OH+FC	3600	3-4,2
DAM ECG 2000 A OH+FC	5400	3-4,2
DAM ECG 2500 A OH+FC	6300	3-4,2
DAM ECG 3000 A OH+FC	7200	3-4,2

Electrical Heating



Model	Nominal Airflow (m³/h)	Electrical Heating Capacity 400Vx3 (kW)	Recommended Installation Range (m)
DAM ECM 1000 E OH+FC	1840	3/6/9	2,5-3,8
DAM ECM 1500 E OH+FC	2760	4/8/12	2,5-3,8
DAM ECM 2000 E OH+FC	3680	6/12/18	2,5-3,8
DAM ECM 2500 E OH+FC	4600	6/12/18	2,5-3,8
DAM ECM 3000 E OH+FC	5520	8/16/24	2,5-3,8
DAM ECG 1000 E OH+FC	2700	5/10/15	3-4,2
DAM ECG 1500 E OH+FC	3600	7,5/15/22,5	3-4,2
DAM ECG 2000 E OH+FC	5400	10/20/30	3-4,2
DAM ECG 2500 E OH+FC	6300	10/20/30	3-4,2
DAM ECG 3000 E OH+FC	7200	10/20/30	3-4,2

Model	Nominal Airflow (m³/h)	Water Heating			
		Recommended Installation Range (m)	Heating Capacity 80/60°C (kW)	Heating Capacity 60/40°C (kW)	Heating Capacity 50/40°C (kW)
DAM ECM 1000 P86 OH+FC	1720	2,5-3,8	9.38	-	-
DAM ECM 1500 P86 OH+FC	2580	2,5-3,8	14.58	-	-
DAM ECM 2000 P86 OH+FC	3440	2,5-3,8	21.12	-	-
DAM ECM 2500 P86 OH+FC	4300	2,5-3,8	27.53	-	-
DAM ECM 3000 P86 OH+FC	5160	2,5-3,8	33.99	-	-
DAM ECG 1000 P86 OH+FC	2550	3-4,2	11.89	-	-
DAM ECG 1500 P86 OH+FC	3400	3-4,2	17.29	-	-
DAM ECG 2000 P86 OH+FC	5100	3-4,2	26.86	-	-
DAM ECG 2500 P86 OH+FC	5950	3-4,2	33.63	-	-
DAM ECG 3000 P86 OH+FC	6800	3-4,2	40.34	-	-
DAM ECM 1000 P64 OH+FC	1720	2,5-3,8	-	8.77	-
DAM ECM 1500 P64 OH+FC	2580	2,5-3,8	-	14.02	-
DAM ECM 2000 P64 OH+FC	3440	2,5-3,8	-	18.7	-
DAM ECM 2500 P64 OH+FC	4300	2,5-3,8	-	23.33	-
DAM ECM 3000 P64 OH+FC	5160	2,5-3,8	-	29.05	-
DAM ECG 1000 P64 OH+FC	2550	3-4,2	-	11.27	-
DAM ECG 1500 P64 OH+FC	3400	3-4,2	-	16.77	-
DAM ECG 2000 P64 OH+FC	5100	3-4,2	-	24.14	-
DAM ECG 2500 P64 OH+FC	5950	3-4,2	-	28.84	-
DAM ECG 3000 P64 OH+FC	6800	3-4,2	-	34.81	-
DAM ECM 1000 P54 OH+FC	1720	2,5-3,8	-	-	8.74



Water Heating					
Model	Nominal Airflow (m³/h)	Recommended Installation Range (m)	Heating Capacity 80/60°C (kW) (kW)	Heating Capacity 60/40°C (kW) (kW)	Heating Capacity 50/40°C (kW) (kW)
DAM ECM 1500 P54 OH+FC	2580	2,5-3,8	-	-	14.71
DAM ECM 2000 P54 OH+FC	3440	2,5-3,8	-	-	19.13
DAM ECM 2500 P54 OH+FC	4300	2,5-3,8	-	-	24.95
DAM ECM 3000 P54 OH+FC	5160	2,5-3,8	-	-	30.54
DAM ECG 1000 P54 OH+FC	2550	3-4,2	-	-	11.5
DAM ECG 1500 P54 OH+FC	3400	3-4,2	-	-	17.86
DAM ECG 2000 P54 OH+FC	5100	3-4,2	-	-	25.24
DAM ECG 2500 P54 OH+FC	5950	3-4,2	-	-	31.38
DAM ECG 3000 P54 OH+FC	6800	3-4,2	-	-	37.16

60Hz

Unheated		
Model	Nominal Airflow (m³/h)	Recommended Installation Range (m)
DAM ECM 1000 A OH+FC	1840	2,5-3,8
DAM ECM 1500 A OH+FC	2760	2,5-3,8
DAM ECM 2000 A OH+FC	3680	2,5-3,8
DAM ECM 2500 A OH+FC	4600	2,5-3,8
DAM ECM 3000 A OH+FC	5520	2,5-3,8
DAM ECG 1000 A OH+FC	2700	3-4,2
DAM ECG 1500 A OH+FC	3600	3-4,2
DAM ECG 2000 A OH+FC	5400	3-4,2
DAM ECG 2500 A OH+FC	6300	3-4,2
DAM ECG 3000 A OH+FC	7200	3-4,2

Electrical Heating			
Model	Nominal Airflow (m³/h)	Electrical Heating Capacity 400Vx3 (kW)	Recommended Installation Range (m)
DAM ECM 1000 E OH+FC	1840	3/6/9	2,5-3,8
DAM ECM 1500 E OH+FC	2760	4/8/12	2,5-3,8
DAM ECM 2000 E OH+FC	3680	6/12/18	2,5-3,8
DAM ECM 2500 E OH+FC	4600	6/12/18	2,5-3,8
DAM ECM 3000 E OH+FC	5520	8/16/24	2,5-3,8
DAM ECG 1000 E OH+FC	2700	5/10/15	3-4,2
DAM ECG 1500 E OH+FC	3600	7,5/15/22,5	3-4,2
DAM ECG 2000 E OH+FC	5400	10/20/30	3-4,2
DAM ECG 2500 E OH+FC	6300	10/20/30	3-4,2
DAM ECG 3000 E OH+FC	7200	10/20/30	3-4,2

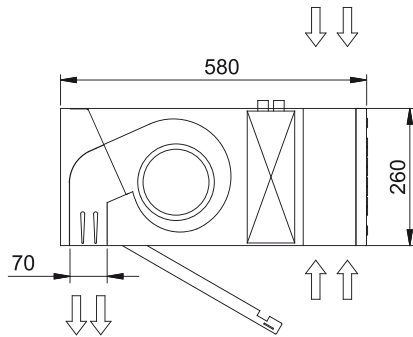
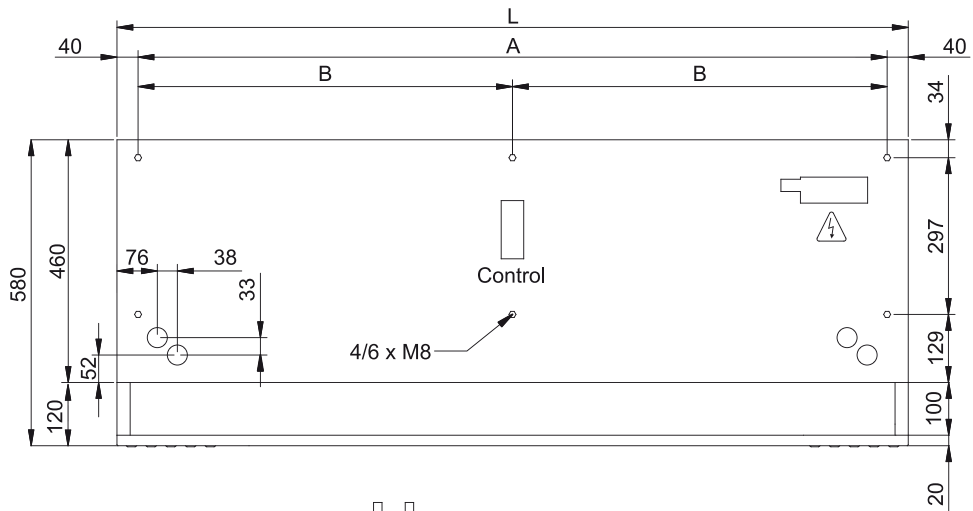
Water Heating



Model	Nominal Airflow (m³/h)	Recommended Installation Range (m)	Heating Capacity 80/60°C (kW)	Heating Capacity 60/40°C (kW)	Heating Capacity 50/40°C (kW)
DAM ECM 1000 P86 OH+FC	1720	2,5-3,8	9.38	-	-
DAM ECM 1500 P86 OH+FC	2580	2,5-3,8	14.58	-	-
DAM ECM 2000 P86 OH+FC	3440	2,5-3,8	21.12	-	-
DAM ECM 2500 P86 OH+FC	4300	2,5-3,8	27.53	-	-
DAM ECM 3000 P86 OH+FC	5160	2,5-3,8	33.99	-	-
DAM ECG 1000 P86 OH+FC	2550	3-4,2	11.89	-	-
DAM ECG 1500 P86 OH+FC	3400	3-4,2	17.29	-	-
DAM ECG 2000 P86 OH+FC	5100	3-4,2	26.86	-	-
DAM ECG 2500 P86 OH+FC	5950	3-4,2	33.63	-	-
DAM ECG 3000 P86 OH+FC	6800	3-4,2	40.34	-	-
DAM ECM 1000 P64 OH+FC	1720	2,5-3,8	-	8.77	-
DAM ECM 1500 P64 OH+FC	2580	2,5-3,8	-	14.02	-
DAM ECM 2000 P64 OH+FC	3440	2,5-3,8	-	18.7	-
DAM ECM 2500 P64 OH+FC	4300	2,5-3,8	-	23.33	-
DAM ECM 3000 P64 OH+FC	5160	2,5-3,8	-	29.05	-
DAM ECG 1000 P64 OH+FC	2550	3-4,2	-	11.27	-
DAM ECG 1500 P64 OH+FC	3400	3-4,2	-	16.77	-
DAM ECG 2000 P64 OH+FC	5100	3-4,2	-	24.14	-
DAM ECG 2500 P64 OH+FC	5950	3-4,2	-	28.84	-
DAM ECG 3000 P64 OH+FC	6800	3-4,2	-	34.81	-
DAM ECM 1000 P54 OH+FC	1720	2,5-3,8	-	-	8.74
DAM ECM 1500 P54 OH+FC	2580	2,5-3,8	-	-	14.71
DAM ECM 2000 P54 OH+FC	3440	2,5-3,8	-	-	19.13
DAM ECM 2500 P54 OH+FC	4300	2,5-3,8	-	-	24.95
DAM ECM 3000 P54 OH+FC	5160	2,5-3,8	-	-	30.54
DAM ECG 1000 P54 OH+FC	2550	3-4,2	-	-	11.5
DAM ECG 1500 P54 OH+FC	3400	3-4,2	-	-	17.86
DAM ECG 2000 P54 OH+FC	5100	3-4,2	-	-	25.24
DAM ECG 2500 P54 OH+FC	5950	3-4,2	-	-	31.38
DAM ECG 3000 P54 OH+FC	6800	3-4,2	-	-	37.16



Dimensions



L	A	B
1000	920	-
1500	1420	710
2000	1920	960
2500	2420	1210
3000	2920	1460